



The Mechanical Warranty

for the **AGRI AUTOMOTIVE-**

Professionals.

TARIFFS 2014

If you break down Don't wait for the thaw



BE010114 - v0

www.eurola-eu.co.uk
Specialist in Mechanical Warranties



CONTENTS

Warranty Definition *page 4*
Procedure *page 5*

3 POINTS Warranty *page 7*
Warranty Details..... *page 8*
Used Prices *page 9*

13 + 6 POINTS Warranty *page 13*
Warranty Details..... *page 14*
Used Prices *page 17*

Extension New *page 20*

CONTACT *page 21*



DEFINITION OF THE WARRANTY

The warranty covers repairs due to a fault or mechanical incident that occurs in a randomly manner.

>>> What the warranty doesn't cover

- ▶ standard wear and tear of covered parts
see the highly recommended option below
- ▶ leaks from joints
- ▶ 'Wear parts' (eg : filter, friction discs, hoses, belts...)
- ▶ maintenance and adjustments
- ▶ poor workmanship
- ▶ incidents existing prior to start of the warranty
- ▶ improper use of the material
- ▶ incidents arising from poor maintenance
- ▶ vehicle recovery
- ▶ on-site repairs – **see option below**
- ▶ joints, small parts and ingredients remain the responsibility of the end user

WARRANTY OPTIONS



>>> WEAR and TRAVEL Option

This option enables support for normal aging of parts covered by the guarantee contract. It also provides support for on-site travel.

Support for any necessary on-site travel and repairs limited to a distance of 45 miles.



SUPPORT PROCEDURE OF THE WARRANTY

1

>>> Declaration

Declaration of breakdown within 3 days

2

>>> Intervention

no intervention without our consent

3

>>> Diagnosis

Send a cost estimate or pre-diagnostic by fax

4

>>> Expertise

> In case of expertise, on machines or parts, this will be done in 48 hours.

5

>>> Agreement

> Upon receipt of our consent, you can carry out works.

6

>>> Invoice

> Invoice Euroola the amount of the support.

If you break down
Don't let nature
do the rest



www.eurola-eu.com

Specialist in Mechanical Warranties




3 POINTS WARRANTY


- ▶ What the warranty covers – in detail.....page 8
- ▶ Used Vehicle Pricespage 9



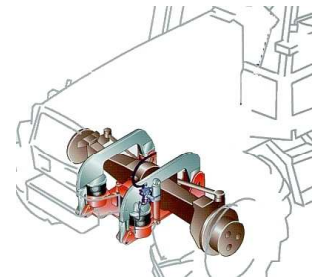
3 points **Warranty** engine/gearbox/axles



● Engine block



● Gearbox
Transmission,
PTO



● Front and Rear axles

>>> What the warranty covers – in detail

1. **Engine (Internal parts only)** : Pistons, connecting rods, crankshaft, cylinder or sleeve, oil pump, cylinder head (valves, lifters, camshaft ...) and gasket as well as all mechanical damage affecting the engine block as a direct result of the fault.
2. **Gear-box and transfer gear-box (Internal parts only)** : detachable parts of the box (gears, shafts, pillow blocks, bearings, synchronizers, circlips, shift forks, automatic actuator), planetary gear system, hydraulic and mechanical terminal block as well as all mechanical damage affecting the housing as a direct result of the breakdown.
3. **Front and rear axles (Internal parts only)** : detachable parts of the movable axle (gears, halfshafts, differentials, and ring gears) for normal use, planetary gearhead, PTO drive, and damage affecting the casing as a direct result of the breakdown.

Never covered: NORMAL WEAR (except with wear & travel option), maintenance, adjustments, inspection and testing, ingredients, small supplies, hoses and pipes, wiring harnesses, belts, cables and joints.




3 points Warranty engine/gearbox/axles limited to 100 hours

>>> Used


Value new (in £)	Under 3 years and 900 hours	Under 6 years and 1800 hours	Over 6 years or 1800 hours	Choice of Maximum per reimbursement
Up to £ 34,440	£ 217	£ 246	£ 262	base: £ 2,050 double: 1,29x subscription triple: 1,39x subscription
With wear option	£ 348	£ 394	£ 420	
Up to £ 50,840	£ 287	£ 320	£ 344	base: £ 2,050 double: 1,29x subscription triple: 1,39x subscription
With wear option	£ 459	£ 512	£ 551	
Up to £ 67,240	£ 353	£ 394	£ 418	base: £ 2,460 double: 1,22x subscription triple: 1,28x subscription
With wear option	£ 564	£ 630	£ 669	
Up to £ 102,500	£ 476	£ 541	£ 574	base: £ 2,460 double: 1,22x subscription triple: 1,28x subscription
With wear option	£ 761	£ 866	£ 918	
Up to £ 139,400	£ 611	£ 579	£ 738	base: £ 2,870 doubler: 1,18x subscription
With wear option	£ 977	£ 1,102	£ 1,181	
Up to £ 205,000	£ 693	£ 787	£ 828	base: £ 2,870 doubler: 1,18x subscription
With wear option	£ 1,109	£ 1,260	£ 1,325	
Up to £ 295,200	£ 783	£ 886	£ 935	base: £ 2,870 doubler: 1,18x subscription
With wear option	£ 1,253	£ 1,417	£ 1,496	
(duration limited to 18 months)				

(prices valid until 30/06/2014)



**Wear and Travel
Option**

ESSENTIAL
without maintenance records
HIGHLY RECOMMENDED
if more than 2 years or 2000 hours



**Maximum
per reimbursement**

Choice of Maximum
apply coefficient to the
contribution for double or triple
the base maximum



3 points Warranty engine/gearbox/axles

limited to
200
hours

>>> Used

Value new (in £)	Under 3 years and 900 hours	Under 6 years and 1800 hours	Over 6 years or 1800 hours	Choice of Maximum per reimbursement
Up to £ 34,440 With wear option	£ 246 £ 394	£ 279 £ 446	£ 295 £ 472	base: £ 2,050 double: 1,29x subscription triple: 1,39x subscription
Up to £ 50,840 With wear option	£ 328 £ 525	£ 369 £ 590	£ 394 £ 630	base: £ 2,050 double: 1,29x subscription triple: 1,39x subscription
Up to £ 67,240 With wear option	£ 402 £ 643	£ 459 £ 735	£ 484 £ 774	base: £ 2,460 double: 1,22x subscription triple: 1,28x subscription
Up to £ 102,500 With wear option	£ 549 £ 880	£ 623 £ 997	£ 656 £ 1,050	base: £ 2,460 double: 1,22x subscription triple: 1,28x subscription
Up to £ 139,400 With wear option	£ 705 £ 1,128	£ 795 £ 1,273	£ 845 £ 1,351	base: £ 2,870 double: 1,18x subscription
Up to £ 205,000 With wear option	£ 795 £ 1,273	£ 902 £ 1,443	£ 951 £ 1,522	base: £ 2,870 double: 1,18x subscription
Up to £ 295,200 With wear option	£ 894 £ 1,430	£ 1,017 £ 1,627	£ 1,074 £ 1,719	base: £ 2,870 double: 1,18x subscription
(duration limited to 18 months)				

(prices valid until 30/06/2014)

**Wear and Travel
Option**

**Maximum
per reimbursement**

ESSENTIAL
without maintenance records
HIGHLY RECOMMENDED
if more than 2 years or 2000 hours

Choice of Maximum
apply coefficient to the
contribution for double or triple
the base maximum



3 points Warranty engine/gearbox/axles **limited to 300 hours**

Value new (in £)	Under 3 years and 900 hours	Under 6 years and 1800 hours	Over 6 years or 1800 hours	Choice of Maximum per reimbursement
Up to £ 34,440	£ 279	£ 320	£ 336	base: £ 2,050 double: 1,29x subscription triple: 1,39x subscription
With wear option	£ 446	£ 512	£ 538	
Up to £ 50,840	£ 369	£ 418	£ 443	base: £ 2,050 double: 1,29x subscription triple: 1,39x subscription
With wear option	£ 590	£ 669	£ 708	
Up to £ 67,240	£ 451	£ 517	£ 549	base: £ 2,460 double: 1,22x subscription triple: 1,28x subscription
With wear option	£ 722	£ 827	£ 879	
Up to £ 102,500	£ 623	£ 701	£ 746	base: £ 2,460 double: 1,22x subscription triple: 1,28x subscription
With wear option	£ 997	£ 1,122	£ 1,194	
Up to £ 139,400	£ 795	£ 902	£ 959	base: £ 2,870 doubler: 1,18x subscription
With wear option	£ 1,273	£ 1,443	£ 1,535	
Up to £ 205,000	£ 902	£ 1,017	£ 1,082	base: £ 2,870 doubler: 1,18x subscription
With wear option	£ 1,443	£ 1,627	£ 1,732	
Up to £ 295,200	£ 1,017	£ 1,148	£ 1,214	base: £ 2,870 doubler: 1,18x subscription
With wear option	£ 1,627	£ 1,827	£ 1,942	
(duration limited to 18 months)				

(prices valid until 30/06/2014)

**Wear and Travel
Option**

ESSENTIAL
without maintenance records
HIGHLY RECOMMENDED
if more than 2 years or 2000 hours

**Maximum
per reimbursement**

Choice of Maximum
apply coefficient to the
contribution for double or triple
the base maximum

Tractors under Warranty, Don't just imagine them



BE010114 - v0

www.eurola-eu.com
Specialist in Mechanical Warranties



13 + 6 POINTS WARRANTY

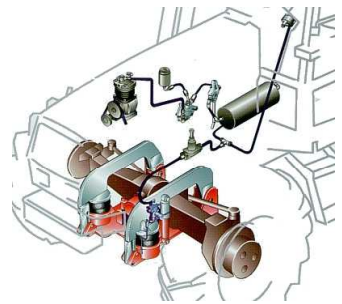

- ▶ Cover detailspage 13
- ▶ Pricespage 16

EXTENSION NEW

- ▶ Pricespage 19



13+6 points Warranty Drive Train + Tools





13+6 points Warranty Drive Train + Tools

>>> What the warranty covers - in detail

1. **Engine (Internal parts only)** : Pistons, connecting rods, crankshaft, cylinder or sleeve, oil pump, cylinder head (valves, lifters, camshaft ...) and gasket as well as all mechanical damage affecting the engine block as a direct result of the fault.
2. **Front and rear axles (Internal parts only)** : detachable parts of the movable axle (gears, halfshafts, differentials, and ring gears) for normal use, planetary gearhead, PTO drive, and damage affecting the casing as a direct result of the breakdown.
3. **Gear-box and transfer gear-box (Internal parts only)** : detachable parts of the box (gears, shafts, pillow blocks, bearings, synchronizers, circlips, shift forks, automatic actuator), planetary gear system, hydraulic and mechanical terminal block as well as all mechanical damage affecting the housing as a direct result of the breakdown.
4. **Electrical Circuit of the engine** : alternator, starter, electronic management modules, electrical or mechanical fuel pump, sensors (engine management, gearbox, axles). Excluding harnesses, buttons and switches.
5. **Brakes** : oil immersed brakes, master cylinder, servo, vacuum pump. Excluding friction discs.
6. **Fuel system and Hydraulics** : Fuel injection pump, distributor, regulator, mechanical or electric fuel pump, injection pump (if < 5000 hours), excluding spark plugs and mechanical injectors, hydraulic motor and pumps, manifold, valves and actuators, tractor lifting system (excluding friction discs and cylinders).
7. **Cooling System**: water pump, radiators and heating (apart from piercing or impact), fan systems and oil cooler, calorstat, apart from hoses and pipes.
8. **Clutch**: immersed clutch, clutch mechanism (except parts liable to friction, disc linkages and cables).
9. **Boost circuit of the engine**: turbocompressor.
10. **Steering** : high pressure pump, steering cylinder, mechanical or assisted steering rack.
11. **Transmission** : Transmission shaft if the protective elements and housings are intact.
12. **Air Conditioning**: compressors, radiator (apart from piercing or impact), excluding: gas refills.
13. **Electric accessories** : Wiper motor, Heating motor.

Never covered: NORMAL WEAR (except with wear & travel option), maintenance, adjustments, inspection and testing, ingredients, small supplies, hoses and pipes, wiring harnesses, belts, cables and joints.



13+6 points **Warranty** Drive Train + Tools

- Hydraulic

- Engine and pumps

- Electronic

Example of the cover of a Combine Harvester.



Threshing: coverage of the drive rollers and individual trees but not the roller mechanism (see exclusions).



Drive Mechanism: coverage excluding wear parts such as drive belts or chains (see exclusions)



Grain separation: Cover of the grill drive mechanism and individual arbres **but not the grills** (see exclusions).



Cutting bar clutch : coverage of the clutch mechanism excluding friction discs which are wear and tear parts.

>>> Details of the covered points

1. **Motors and auxiliary pumps** : electrical or mechanical.
2. **PTO primary housing**: gears, shafts and planetary gear.
3. **Electronics** : control unit, laser sensor and guide related housings excluding wiring harnesses. (repair of the electronics housing will be favoured).
4. **Hydraulics** : motor and hydraulic pumps, distributor, valves and actuators (except ram).
5. **Steering** : self guiding mechanism
6. **Mechanical drive**: all driving mechanisms, mechanical housings, bearings and gear wheel.

Excludes : belts, friction discs, chains, flexible hoses, cutting, scraping and gathering parts, grain threshing and separation system, all parts liable to friction and wear.



13+6 points Warranty

Extended Drive Train + Tools

Limited to
100
hours

>>> Used

Value new (in £)	Under 3 years and 900 hours	Under 6 years and 1800 hours	Over 6 years or 1800 hours	Choice of Maximum per reimbursement
Up to £ 34,440	£ 279	£ 390	£ 414	base : £ 2,460 double: 1,29x subscription triple: 1,39x subscription
With wear option	£ 446	£ 623	£ 663	
Up to £ 50,840	£ 369	£ 517	£ 545	base £ 2,460 double: 1,29x subscription triple: 1,39x subscription
With wear option	£ 590	£ 827	£ 872	
Up to £ 67,240	£ 455	£ 631	£ 672	base : £ 2,870 double: 1,22x subscription triple: 1,28x subscription
With wear option	£ 728	£ 1,010	£ 1,076	
Up to £ 102,500	£ 619	£ 861	£ 914	base £ 2,870 double: 1,22x subscription triple: 1,28x subscription
With wear option	£ 991	£ 1,378	£ 1,463	
Up to £ 139,400	£ 795	£ 1,107	£ 1,177	base : : £ 3,280 doubler: 1,18x subscription
With wear option	£ 1,273	£ 1,771	£ 1,883	
Up to £ 205,000	£ 902	£ 1,255	£ 1,328	base : : £ 3,280 doubler: 1,18x subscription
With wear option	£ 1,443	£ 2,007	£ 2,125	
Up to £ 295,200	£ 1,017	£ 1,419	£ 1,501	base : : £ 3,280 doubler: 1,18x subscription
With wear option	£ 1,627	£ 2,270	£ 2,401	

(duration limited to 18 months)

(prices valid until 30/06/2014)

* (machine: Drive Train
see 13 points cover)

* (Tools: mechanisms et organs of the
work tool – see tool cover)

Maximum
per reimbursement

Choice of Maximum
apply coefficient to the
contribution for double or triple
the base maximum

**Wear and Travel
Option**

ESSENTIAL
without maintenance records
HIGHLY RECOMMENDED
if more than 2 years or 2000 hours



13+6 points Warranty

Extended Drive Train + Tools

Limited to
200
hours

>>> Used

Value new (in £)	Under 3 years and 900 hours	Under 6 years and 1800 hours	Over 6 years or 1800 hours	Choice of Maximum per reimbursement
Up to £ 34,440	£ 324	£ 447	£ 476	base : £ 2,460 double: 1,22x subscription triple: 1,28x subscription
With wear option	£ 518	£ 715	£ 761	
Up to £ 50,840	£ 426	£ 595	£ 627	base : £ 2,460 double: 1,22x subscription triple: 1,28x subscription
With wear option	£ 682	£ 951	£ 1,004	
Up to £ 67,240	£ 525	£ 730	£ 771	base : £ 2,870 double: 1,18x subscription
With wear option	£ 840	£ 1,168	£ 1,233	
Up to £ 102,500	£ 713	£ 992	£ 1,050	base : £ 2,870 double: 1,18x subscription
With wear option	£ 1,141	£ 1,588	£ 1,679	
Up to £ 139,400	£ 914	£ 1,275	£ 1,353	base : £ 3,280 double: 1,14x subscription
With wear option	£ 1,463	£ 2,040	£ 2,165	
Up to £ 205,000	£ 1,029	£ 1,439	£ 1,525	base : £ 3,280 double: 1,14x subscription
With wear option	£ 1,647	£ 2,303	£ 2,440	
Up to £ 295,200	£ 1,160	£ 1,624	£ 1,722	base : £ 3,280 double: 1,14x subscription
With wear option	£ 1,856	£ 2,598	£ 2,755	
(duration limited to 18 months)				

(prices valid until 30/06/2014)

* (machine: Drive Train
see 13 points cover)

* (Tools: mechanisms et organs of the
work tool – see tool cover)



**Wear and Travel
Option**

ESSENTIAL

without maintenance records

HIGHLY RECOMMENDED

if more than 2 years or 2000 hours

**Maximum
per reimbursement**



Choice of Maximum
apply coefficient to the
contribution for double or triple
the base maximum



13+6 points Warranty

Extended Drive Train + Tools

limited to
300
hours

>>> Used

Value new (in £)	Under 3 years and 900 hours	Under 6 years and 1800 hours	Over 6 years or 1800 hours	Choice of Maximum per reimbursement
Up to £ 34,440	£ 365	£ 508	£ 537	base : £ 2,460 double:1,22x subscription triple:1,28x subscription
With wear option	£ 584	£ 813	£ 859	
Up to £ 50,840	£ 480	£ 672	£ 709	base : £ 2,460 double:1,22x subscription triple:1,28x subscription
With wear option	£ 768	£ 1,076	£ 1,135	
Up to £ 67,240	£ 590	£ 828	£ 873	base : £ 2,870 double:1,18x subscription
With wear option	£ 945	£ 1,319	£ 1,397	
Up to £ 102,500	£ 808	£ 1,119	£ 1,189	base : £ 2,870 double:1,18x subscription
With wear option	£ 1,292	£ 1,791	£ 1,902	
Up to £ 139,400	£ 1,037	£ 1,439	£ 1,529	base : £ 3,280 double:1,14x subscription
With wear option	£ 1,660	£ 2,303	£ 2,447	
Up to £ 205,000	£ 1,169	£ 1,624	£ 1,726	base : £ 3,280 double:1,14x subscription
With wear option	£ 1,870	£ 2,598	£ 2,762	
Up to £ 295,200	£ 1,320	£ 1,833	£ 1,948	base : £ 3,280 double:1,14x subscription
With wear option	£ 2,112	£ 2,932	£ 3,116	
(duration limited to 18 months)				

(prices valid until 30/06/2014)

* (machine: Drive Train

see 13 points cover)

* (Tools: mechanisms et organs of the
work tool – see tool cover)

**Wear and Travel
Option**

ESSENTIAL
without maintenance records
HIGHLY RECOMMENDED
if more than 2 years or 2000 hours

**Maximum
per reimbursement**

Choice of Maximum
apply coefficient to the
contribution for double or triple
the base maximum



13+6 points Warranty

Extended Drive Train + Tools

NEW Machines

>>> New

Value new (in £)	Manufacturer Warranty	ADDITIONNER LES ANNEES GARANTIES				Choice of Maximum per reimbursement
		1 year warranty total of 2 years or 600 hours	2 years warranty total of 3 years or 900 hours	3 years warranty total of 4 years or 1200 hours	4 years warranty total of 5 years or 1500 hours	
Up to £ 34,440 With wear option	See Manufacturer	£ 279	£ 324	£ 365	£ 390	base £ 2,460 double: 1,22x subscription triple: 1,28x subscription
Up to £ 50,840 With wear option		£ 369	£ 426	£ 480	£ 517	base : £ 2,460 double: 1,22x subscription triple: 1,28x subscription
Up to £ 67,240 With wear option		£ 455	£ 525	£ 590	£ 631	base : £ 2,870 double: 1,18x subscription
Up to £ 102,500 With wear option		£ 619	£ 713	£ 808	£ 861	base : £ 2,870 double: 1,18x subscription
Up to £ 139,400 With wear option		£ 795	£ 914	£ 1,037	£ 1,107	base : £ 3,280 double: 1,14x subscription
Up to £ 205,000 With wear option		£ 902	£ 1,029	£ 1,169	£ 1,255	base : £ 3,280 double: 1,14x subscription
Up to £ 295,200 With wear option		£ 1,017	£ 1,160	£ 1,320	£ 1,419	base : £ 3,280 double: 1,14x subscription
Up to £ 295,200 With wear option		£ 1,627	£ 1,856	£ 2,112	£ 2,270	base : £ 3,280 double: 1,14x subscription

Cover limited to 300 hours per year of warranty

(prices valid until 30/06/2014)

* (machine: Drive Train – see 13 points cover)

* (tools: mechanisms and organs of the work tool – see tool cover)

**Maximum
per reimbursement**

**Wear and Travel
Option**

ESSENTIAL

without maintenance records

HIGHLY RECOMMENDED

if more than 2 years or 2000 hours

Choice of Maximum

apply coefficient to the
contribution for double or triple
the base maximum

NOTES

If you break down
don't wait
for time to do the rest



www.eurola-eu.co.uk
Specialist in Mechanical Warranties



MECHANICAL WARRANTY SPECIALIST NEW AND USED








- > AUTOMOBILE
- > 4X4
- > MOTORBIKE/QUAD
- > MARINE
- > AGRICULTURE
- > PUBLIC WORKS

EUROLA

Hamilton House, Mabelton Place
Bloomsbury, London WC1H 9BB
N° 0542.551.286 • TVA BE0542551286
IBAN: BE82109660863968 BIC: BKCPBEB1BKB

mail: info@eurola-be.co.uk
site: www.eurola-be.co.uk
tel. +44 (0) 203 445 0732 fax +44 (0) 203 445 0732

OUR PRIVILEGED PARTNERS

Lubricant		Agriculture Network	 
 www.terre-net-occasions.com	Internet		Gardening
Agriculture Network		Central Purchasing	

NOS CLIENTS CONCESSIONNAIRES

	Agriculture		Public Works
Internet		Agricultural Tools	
	Agricultural Tools		Lifters
Agriculture		Agriculture	